Year 2 - Division (tens) — Lesson Guide

Step 1

32 ÷ 2 = ☐



The division sign tells us to share the whole amount into equal groups. We circle the division sign.

Step 2

32 ÷ 2 = ☐



32 ÷ 2 means 32 shared into 2 equal groups. How many are in each group?

Step 3

32 ÷ 2 = ☐

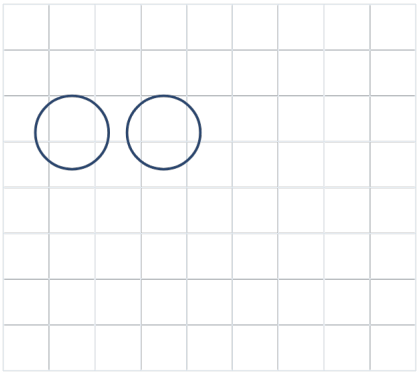

Remember: One circle for each group. Share the tens first.

Circles help us keep the groups separate. We draw 2 circles the same size, one for each group.

Step 4

32 ÷ 2 = ☐

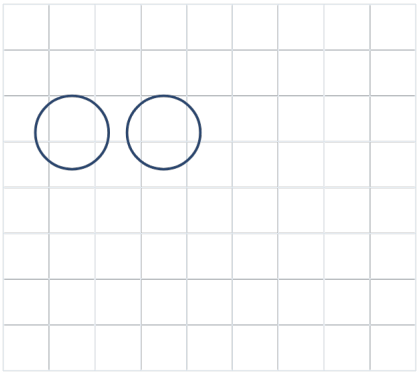

32 has 3 tens and 2 ones. We share the tens first. A long line is worth 10. A small counter is worth 1.

Step 5

32 ÷ 2 = ☐

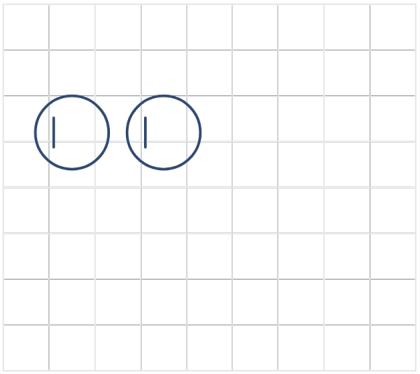

First, we give one ten to every circle. We have now shared 20 altogether, with 1 ten in each circle.

Step 6

32 ÷ 2 = ☐

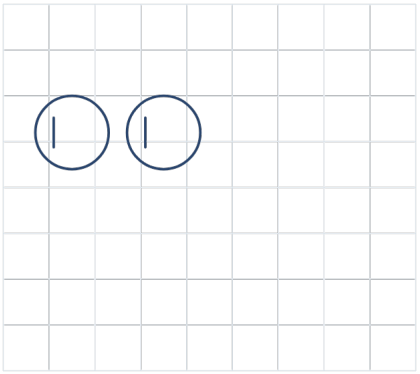

Remember: Share the ones from the exchange and the ones we started with.

We have 1 ten left. We need 2 tens to give one more ten to every circle. Exchange 1 ten for 10 ones. Add the 2 ones we started with. We now have 12 ones to share.

Step 7

$32 \div 2 =$ ☐

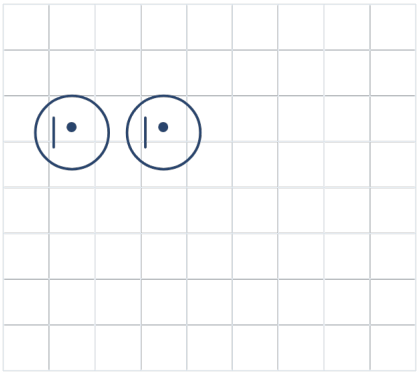

Give one counter to each group in turn. Use the same neat rows in each circle. Each counter is worth 1. We have shared 22 altogether. Each circle now has 1 ten and 1 one.

Step 8

$32 \div 2 =$ ☐

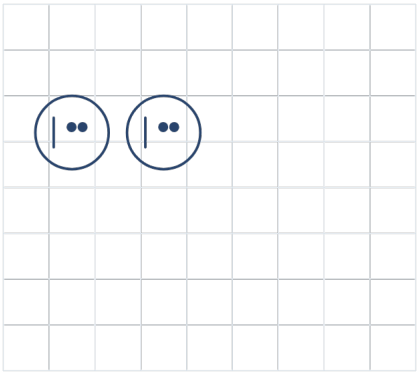

Next, we put one more counter in every circle. We have shared 24 altogether. Each circle now has 1 ten and 2 ones.

Step 9

$32 \div 2 =$ ☐

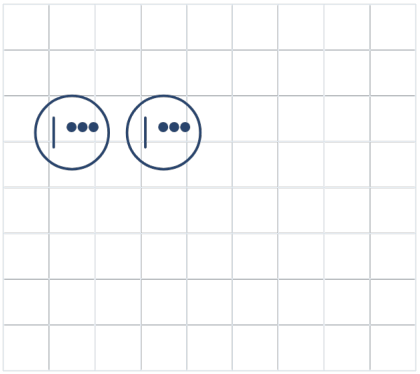

Next, we put one more counter in every circle. We have shared 26 altogether. Each circle now has 1 ten and 3 ones.

Step 10

$32 \div 2 =$ ☐

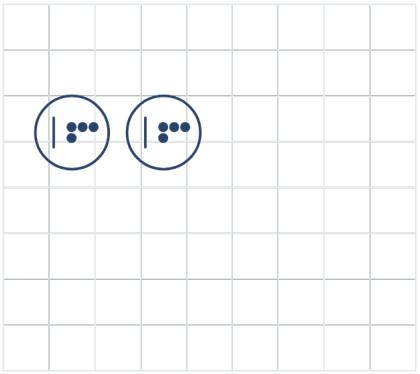

Next, we put one more counter in every circle. We have shared 28 altogether. Each circle now has 1 ten and 4 ones.

Step 11

$32 \div 2 =$ ☐

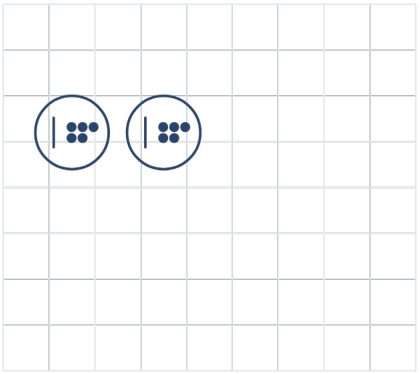

Next, we put one more counter in every circle. We have shared 30 altogether. Each circle now has 1 ten and 5 ones.

Step 12

$32 \div 2 =$ ☐

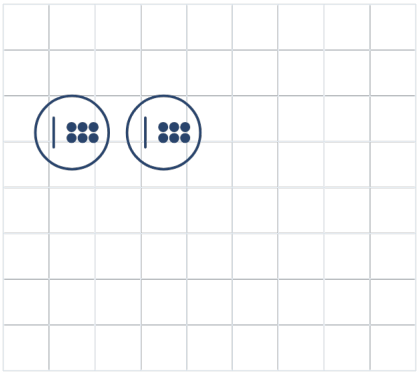

Next, we put one more counter in every circle. We have shared 32 altogether. Each circle now has 1 ten and 6 ones.

Step 13

32 ÷ 2 = ☐

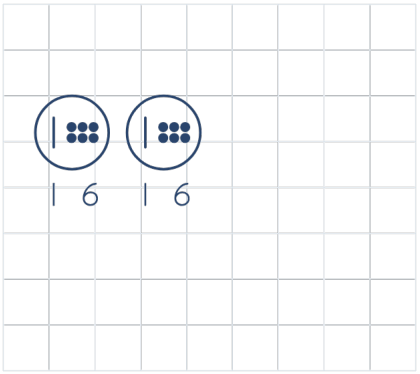

Look in one circle. 1 line shows 10 and 6 counters show 6. 10 + 6 = 16. Each circle holds 16. Write 16 under each circle.

Step 14

32 ÷ 2 = **16**

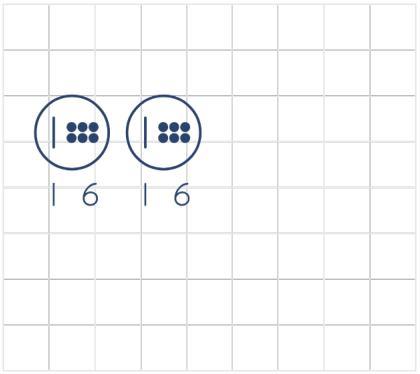

The quotient is 16. Copy 16 into the answer box. Make sure you copy the answer correctly.